

Conveniently Powerful

Exclusively **KILTER**[®]

Please ask us about:

Termite Control

Pest Control

Rodent Control

Insulation Services

Wood Replacement

Treatments & Systems



KILTER[®]
TERMITE & PEST CONTROL

www.kiltertermitecontrol.com

800-4-Kilter



KILTER[®]
TERMITE & PEST CONTROL

Contents:

History of Termite Control	Pg 1
Termites vs Ants	Pg 2
Termites	Pg 2
Introducing KilFoam	Pg 3
Compass Protection	Pg 4
Prevent	Pg 4
Introducing KilGuard	Pg 5
KilCare Policy	Pg 6
History of Pest Control	Pg 7
Local Information: RATS	Pg 8
Mice	Pg 8
Hantavirus	Pg 9
Our Process	Pg 10
RODEX Warranty	Pg 12
INSERTS:	
General Pest Control	Pg 13
Wood Replacement	Pg 14
Recommendations	Pg 15
Insulation Service	Pg 16

History of Kilter Termite Control

Since 1991 Kilter Termite and Pest Control has operated on the premise that treating termites is a better solution than expensive wood replacement. This obvious conclusion was reached because the founder of Kilter worked for several years as a carpenter, replacing termite-damaged wood. He saw first hand the extensive damage created by long-term termite infestation and improper treatment. Believing that termite companies were not getting the message to the homeowner and that much unneeded fumigation was being done, he formed Kilter as an answer to these problems.

At Kilter, we believe in educating homeowners so they can make a sound decision regarding their property. There are many ways to exterminate termites and a myriad of products used in treatment. We take the time to explain the benefits and drawbacks of each method and recommended product. **Our primary concerns are the health and safety of your family and the eradication of any existing termite problem.**

Our **Kilter Total Termite Treatment Program** assures you of the most thorough inspection and high quality treatment available in the industry.


We are proud of our reputation and hope that you will become one of our many satisfied clients.



Termites vs Ants

Here are some simple ways to distinguish flying termites (Swarmer) from winged ants. Winged termites have a straight waist and straight antennae. Their wings are equal in size and are shed soon after they emerge from their colony, or swarm. Winged termites usually swarm in both the early spring and fall depending on the species.

Flying ants have pinched waists and bent antennae and are often mistaken for swarming termites. They have two sets of wings, one larger than the other. Depending on their species, flying ants may swarm at different times of the year.

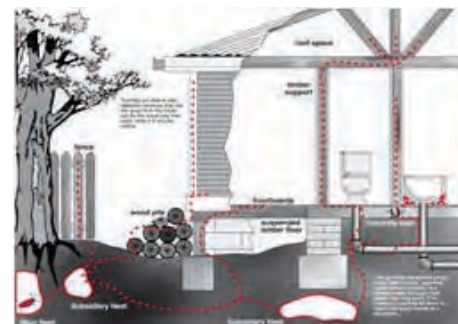
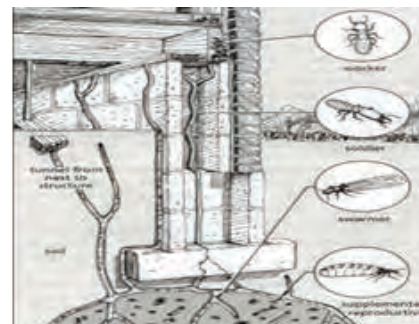
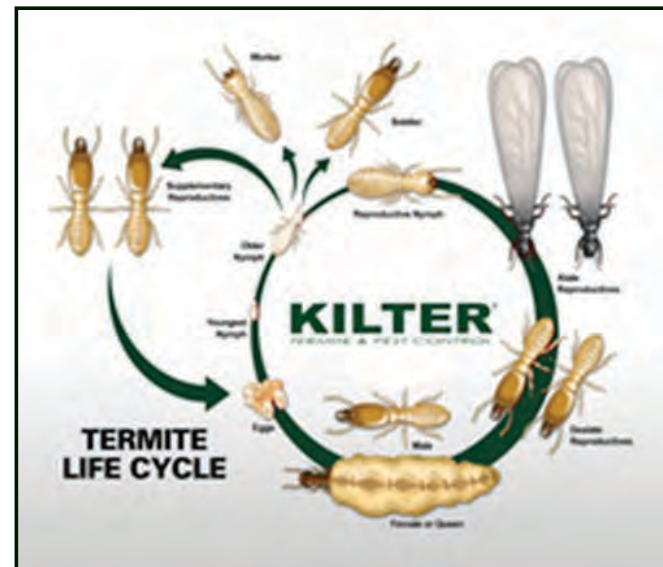


Termites

Drywood termites typically spread to infest more than one area in your home. A State licensed WDO inspector from Kilter can help find the damage. An average sized dry-wood colony could be over 2000 members

Once in, drywood termites can infest virtually any part of your home. Wood trim, siding, rafters, window frames, stairs, even picture frames and furniture.

Termites work twenty four hours per day. Like a colony of ants, "worker" termites bring food to the colony through tunnels. **These tunnels are cut through the very structure of your home, work continues around the clock.**



The subterranean termite is the most common termite found in North America. They live in the ground and use mud to build tunnels to travel through cracks in concrete (as small as 1/64th of an inch), up pipes, and into the walls of your home. **These termites are the most economically important wood destroying insects in the United States.** The colony could find its home up to 130 feet away from where they are identified. They feed on cellulose material such as the structural wood in buildings, wooden fixtures, paper, books and cotton. A mature colony can range from 20,000 workers to

as many as 5 million workers, and the queen of the colony lays 5,000 to 10,000 eggs per year to add to this total. **They cannot be controlled by tenting your home, heating, electrocution or freezing.** The elusive Western Subterranean can only be controlled by the competent, experienced execution of a Kilter technician using today's best technology.



Did you Know? Termites are descendants of Cockroach like ancestors.

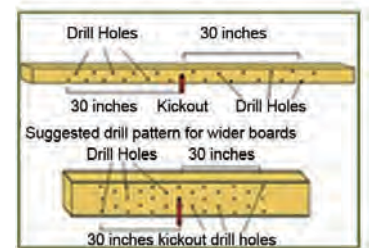
Introducing KilFoam

KilFoam is Kilter Termite and Pest Control's answer to controlling Drywood termites without all the hassles of conventional, more extreme Drywood termite treatment. **KilFoam** is the exclusive, time-tested system developed by Kilter over 20 years ago. **KilFoam** has proven to be the industry leader in Drywood termite treatment **and is acclaimed for its convenience to the home owner and the longevity of the protection.** Here is **KilFoam** in 4 easy steps.

Step One: A thorough inspection of the property to locate active infestations. Kilter has spared no expense in employing the industry's most experienced, State licensed, Wood Destroying Organism inspectors. With an average industry experience of 20 years, our Inspectors know what they are looking for.



Step Two: Kilter's experience and training by leading etymologists have given us an understanding of Drywood termite migration patterns that led us to the Kil-series system of drilling. **Using a very specific drill pattern, we infiltrate the colony home and kill the active infestation.**



Step Three: Our **KilFoam** is injected using a complete pattern based on the construction of your home to completely envelope the area keeping it protected into the future.



Drywood termites communicate using powerful chemicals called pheromones. That is one of the reasons some suggest that termites return to properties that have been infested in the past.

Compass Protection


Answering the call to provide an alternate to ordinary Subterranean termite treatments, Kilter Termite and Pest Control presents Compass. Compass is a 360 circle of protection around your home, apartment, or commercial building. It is the most complete system for Subterranean termites in the industry and its backed by Kilter's 20 year reputation.

Step One: Subterranean termites could live in your home for years without you even seeing them. They could live up to 130 feet away and come up through cracks as small as 1/64th of an inch. That's why you need a company like Kilter to do the inspection. No one has more expertise.



Step Two: Raised Foundations: Compass execution on a raised foundation means

creating a 6X6 trench underneath the structure along the foundation wall, filling it with our technologically advance product, and then back filling the dirt.



Slab Foundations: We insert the product under the foundation by drilling every 12 inches to encircle the entire building in areas where you have tile, brick or other decorative material. We are able to use our **KilFoil** process in both cases. This system provides a continuous barrier to kill active infestation as well as protect against future problems. **Nothing says protection like Compass.**



Did You Know? Kilter has been a leader in general pest control for over 20 years? Roaches, ants, fleas, Etc. You name it, we can help.

Prevent

Prevent was developed to satisfy the most conscientious of our clientele. Prevent is the treating of all open framing of the home, apartment, or commercial building before there are any signs of infestation. This is truly the proactive, forward thinking treatment that Kilter Termite and Pest Control has developed to **prevent you from getting termites in the most sensitive areas of your home or building.**

Spray all of the open framing in the house with a borate solution that we call prevent. Prevent is a naturally occurring system that acts in two ways. First, it is a wood preservative and, second, it is a termite preventative. **Prevent, kill them before they get started.**



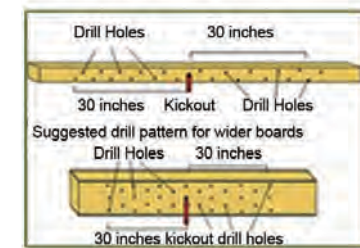
Introducing KilGuard

If termite services could exercise, **KilGuard** would be the incredible hulk of treatments. **KilGuard** is the sentinel at the door of the castle that allows no termite to lay siege. It is a wall that cannot be breached, a fortification that cannot be overcome. **KilGuard** is the **new standard in termite protection against ALL termites in Southern California.** Combining all of our time-tested treatments into one powerful line of defense for your home. Here's how it works in 5 steps.

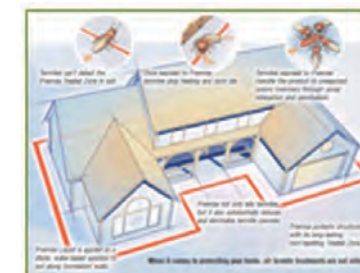
Step One: Our inspection quality is second to none. With over 20 years of experience and an average inspector tenure of 15 years, we have more than enough expertise to find and report all the infestation that inhabits your property.



Step Two: It is not common that a company take such care in the injecting of their products. Kilter has taken the standard to a completely different level. Our **KilFoil** process uses a strategic pattern to inject our high tech products with efficiency to ensure total kill.




Step Three: Let's not forget the infamous Subterranean termite, the most common, discreet and destructive termite in Southern



Did You Know? Did you know that all of Kilter's Kil-Series treatments come with a 2 year Warranty? Even if you have a bad dream about a termite, we will come back out to take a look.

California. **Compass places a solid 360 degree perimeter protection around your home** to ensure that the Subterranean termites die and that they cannot re-infest.

Step Four: Because of the constant return of Drywood termites to areas previously infested, we envelop all of the open framing in the attic and garage with **Prevent**, a natural wood preservative that keeps termites from surviving once they return.



Step Five: Because termites will continually attempt to enter your home building, an annual inspection and treatment is your best option and **KilCare** is the answer. The **KilCare** policy with **KilGuard** will **cover your entire home for retreatment for both Drywood and Subterranean termites for 2 years**, which can be extended annually and transferred to new owners.



History of Kilter Pest Control

The founder of Kilter worked for several years as a carpenter and witnessed first-hand the results and destruction of invasive insects and pests. Kilter has grown over the past 20+ years from a one bay, one truck shop to what it is today with several locations in Southern California with plans to expand again within the next 2 years. Over the past 20+ years of continuing experience and education, Kilter has developed safe and effective systems for the eradication of pests that continue to take up residence in our homes and offices, creating not only a threat to the very structure of our buildings, but a threat to our health and that of our families as well. You can rely on Kilter Termite and Pest Control for the answers.

Although there are many ways to go about the eradication of rodents in the home, many methods can prove to be dangerous to children and/or pets who may stumble upon a poison bait or trap unknowingly. **Kilter's Exclusive Rodex System** is a safe and responsible way to rid your home of rodents, while protecting your family at the same time. Kilter's Exclusive Rodex System will give you the peace of mind of knowing the problem is being handled by professionals to eliminate the possibility of you or your family being exposed to illness or injury. Kilter's Exclusive Rodex treatment system assures you of the most thorough inspection, and high quality treatment available in the industry. We are proud of our reputation and hope that you will become one of our many satisfied clients.



KilCare Policy Information

2 Year warranty:

The Kilter Termite and Pest Control 2 year warranty on our Kil-Series systems are **all inclusive. That means that it covers your entire home for the termite treated, regardless of where your original infestation was.**



Mid Warranty Inspection:

For a nominal fee Kilter Termite and Pest Control provides an option for a midterm inspection. We inspect the entire property and apply any treatment covered by your warranty, allowing you to get the maximum value from your warranty.



Service Agreement:

On your 2 year anniversary, you will be given the option to maintain the **KilCare** policy with an annual extension, giving you the same great protection on your home as you had the first 2 years. For a small annual fee, we will keep guard over your home against Wood Destroying Organisms. **It's like having termite insurance.**



Customer Service:

Whether you need general pest, rodent or insulation service, or you had a bad dream about a termite, our customer service team is there to help you. Simply call and a professional Kilter representative will help you with a smile.

**Your Termites Are
GUARANTEED GONE!**
Or we will retreat your
property at **No Charge**



Local Rodent Information: RATS

Southern California is home to two (2) primary rat species; the Roof Rat and the Norway Rat (*Rattus norvegicus*) also known as street rat, sewer rat, or wharf rat. These rats are common in Southern California and are responsible for hundreds of thousands of dollars a year of both residential and commercial structural damage and fires. Although these two species do not get along, it is quite possible to have an infestation of both as the Roof rat prefers high places like attics; cupboards and trees or vines and the Norway rat prefers foundations; basements; woodpiles; rubbish; and gardens.



FACT: Rodents are said to be responsible for 20% of fires of undetermined origin .

FACT: Rats teeth grow continuously throughout their life span and without them chewing constantly would curl and prevent them from being able to eat.

Rats will eat and contaminate food and animal feed. They will chew through containers, wood, wall materials, electrical wires, and wooden structures such as doors and ledges. Rats will contaminate and tear up insulation in walls and ceilings to use for nesting material. Norway rates will destroy foundations and slabs by burrowing

Mice

Although we normally associate the "Hantavirus" with Deer Mice; Southern California is home to five species that are known to harbor the dreaded disease. Deer Mice are the most populous, but we also have populations of the California Mouse; Cactus Mouse; Harvest Mouse and the California Vole. A percentage of all of these species that have been trapped



and tested in Southern California have tested positive for the Hantavirus. Anytime food, water and shelter are available, these populations and infestations will increase quickly. It is extremely important to contact a professional if evidence of rodent activity is present. Mice can enter a home through an opening the size of a dime, or under a closed door with less than a 1/4 inch opening.

FACT: If you see evidence of rat droppings around your home or mouse droppings in your garage or in your home, you are well on your way to a full-blown infestation.

Hantavirus

Hantavirus Cardiopulmonary Syndrome (HCPS) is a disease shed by infected rodents through their droppings and saliva. The strain most common in California is called Sin Nombre (SNV). Although a relatively rare disease, it is an airborne disease and can be fatal to humans who breathe the air contaminated with the virus. As of July 2013, there had already been 58 cases of the virus reported in California for the year. Infection can occur in a variety of ways, but the most common is by breathing contaminated dust or air while

FACT: AS of July 2013, 58 cases of Hantavirus had been reported for the year in California.

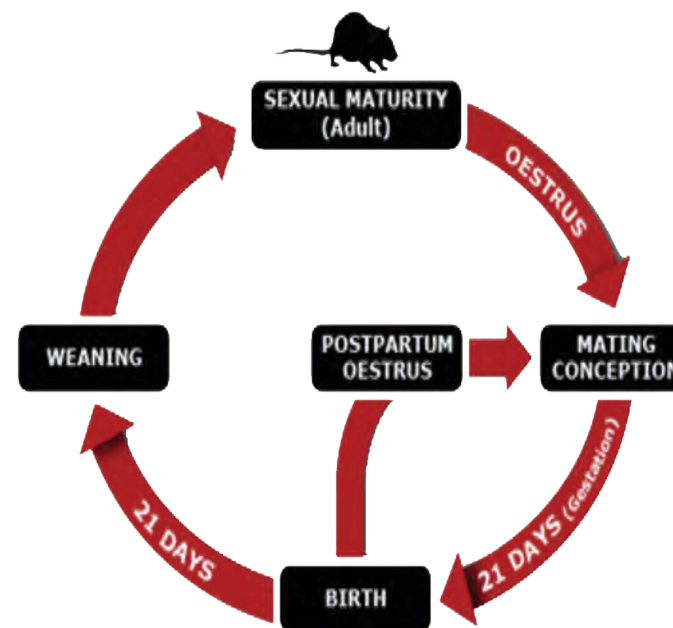
sweeping or cleaning out areas where infected mice have been, or by touching surfaces such as countertop areas where they have traveled. The first symptoms of the virus can be mistaken for the flu. Patients then suffer breathing difficulties that may prove fatal if not treated effectively and immediately.

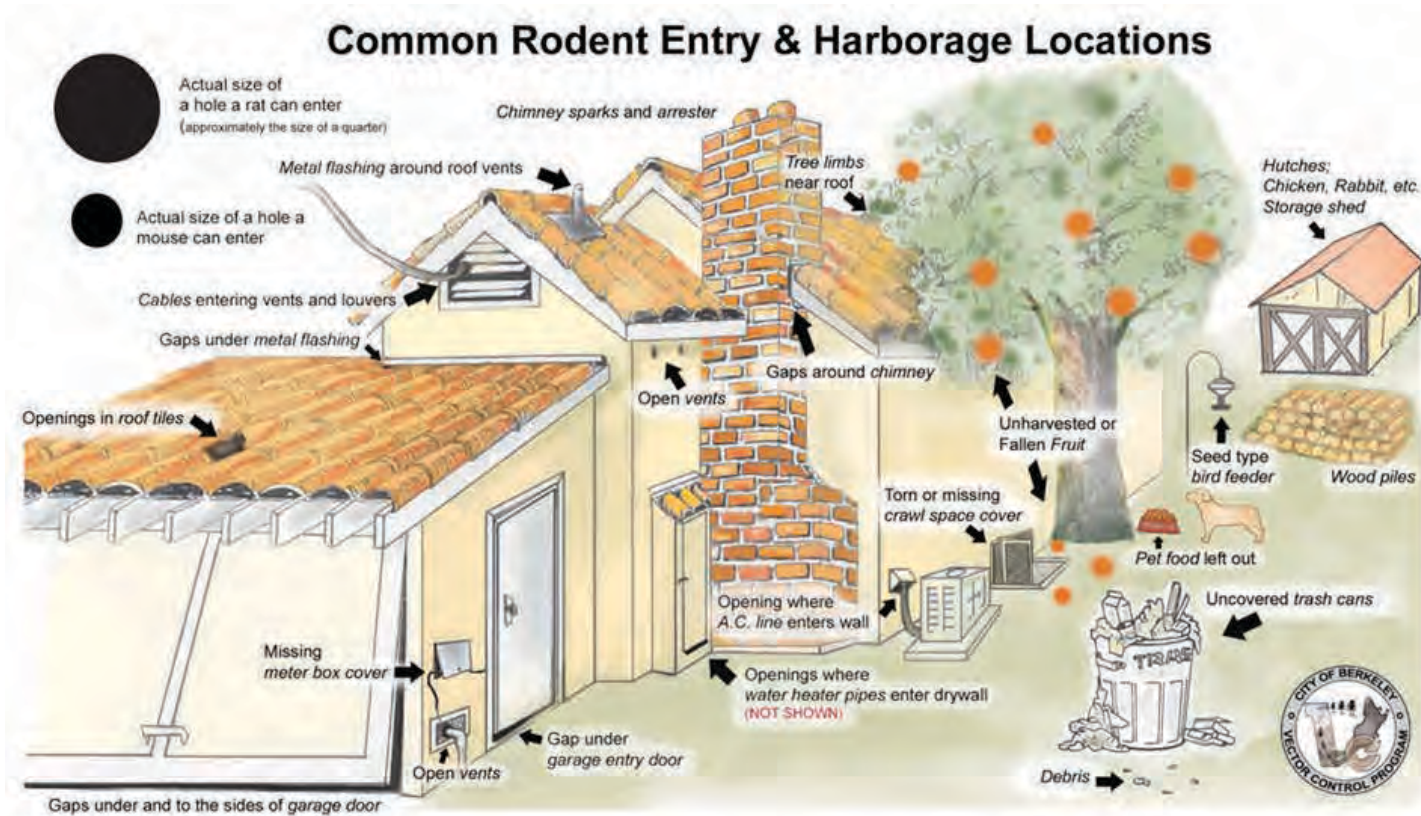


In order to avoid Hantavirus, all rodent feces, nesting materials and dead rodents must be removed from the home. Due to the risk of exposure to yourself or your family, it is best not to attempt to handle a rodent problem on your own. The professionals at Kilter have the expertise and education to properly remove the rodents and all dangerous materials; clean and sanitize all affected areas; remove the existing insulation and replace it. They are trained to identify and locate rodent entry points; potential electrical wiring issues and any future problem areas.

Because sanitation is critical to rodent control, the professionals at Kilter will go over your property and counsel you on what measures to take to keep your home rodent free in the future.

FACT: Mice multiply quickly. It takes only 21 days to go from conception to birth. Female mice can have up to 11 litters a year ranging from 1-9 offspring that become sexually active in less than 5 weeks.





Our Process

Typically pest control companies have focused on trapping the existing infestation and then sealing the current access points for rodents. This type of treatment normally carries

FACT: Rodent's sense of smell is so acute they can detect the scent of previous rodents and enter the home believing it to be a safe harborage

a warranty of up to 90 days and rodents will often return within one year. The strong pheromone rodents leave behind in their urine will act like a magnet, eventually drawing the rodents back and creating yet another infestation.



Kilter's Exclusive Rodex System can eliminate this re-entry pattern. Our Six-Step System is thorough and effective and will ensure you the best protection against future rodent infestations.

Kilter professionals will go over the Rodex System with you; make recommendations based upon their thorough inspection and answer any and all questions you may have.

FACT: The scent from rodent's urine will remain for long periods of time and act as a roadmap to draw the rodents back to the original scent.

Step One: Complete Inspection

Kilter professionals will complete a thorough inspection of the property to locate entry points and infestation areas. The diagram above shows just some of the many entry points our licensed inspectors focus on to locate points of access for rodents.

Step Two: Clean Room Entry

Prior to performing any work, Kilter professionals will apply foot covers and create a "clean room entry point" to the attic. In addition, they will provide plastic runners to cover your floors where the extraction hose, also covered, will be laid.

Step Three: Exclusion from Re-Entry

Kilter professionals will call on their 20+ years of industry education and experience in the construction industry to make your home a rodent free zone. The expertise of our technicians will allow them to see possible re-entry areas that ordinary pest control agencies may not see. All materials used in sealing off possible entry points are construction grade and specifically chosen to return your home to its original pre infestation conditions.

Step Four: Clean and Sanitize

After completing yet another inspection of the property to ensure that the building is sealed off and all opportunities for rodents to enter are eliminated, Kilter professionals will completely clean out and remove any contaminated materials such as breeding nests and droppings to keep your family from breathing the toxic air when they perform the reconstruction. Most homeowners are not aware that the older the rodent droppings are the easier they are to flake and become airborne potentially circulating contaminated air through your central heating and air conditioning systems. Upon removal of all contaminants, Kilter professionals will sanitize all previously infested areas and attic spaces to prepare the insulation to be removed. This sanitation process also removes any odors associated with infestation that rodents use to find safety or a breeding mate.

Kilter Professionals are happy to answer any questions you may have and provide recommendations for the future safety of your home

Step Five: Trapping and rodent removal

Once all the entry points have been sealed off and removal of all contaminants has been completed, Kilter professionals will set traps to capture and remove rodents remaining in the home prior to beginning the re-construction process.

Step Six: Reconstruction

Kilter professionals will replace all contaminated insulation with new, safe, insulation. More often than not the rodent's nesting, urine and overall use from living within the insulation causes "rolled in" insulation to appear to be "blown in" due to its crumbling deteriorated nature. In these cases the potential for airborne toxins is heightened. Kilter professionals will use a high horsepower insulation removal tool to keep the dangers of inhalation of toxins from putting your family and our construction crews at risk.

Step Seven: Follow-up

Rodents are often trapped within the structure once all the entry points have been sealed it off. Kilter professionals will leave traps behind and check them routinely until all rodents have been eliminated. Typically the rodents have become frightened during our construction process and one or two have been left behind needing removal. These remaining rodents, having been separated from the pack, are usually easily caught within a few days but our technicians will monitor your home for up to a month to ensure that no rodents have been left behind and the entire system is installed correctly and is functioning correctly.

Kilter's pest control system brings balance, clean air and safety back to your home. Call Kilter today and ask about Kilter's Exclusive Rodex System.

General Pest Control

Kilter offers advanced methods of treating your home or office to eliminate pests and keep them from coming back. The Kilter philosophy is to apply the minimum amount of products to your property with the greatest amount of control. **Call us for a quote today!**

For Your Home

Kilter Termite and Pest Control offers advanced methods of treating your home to eliminate pests and keep them from coming back. The Kilter philosophy is to apply the minimum amount of products to your property with the greatest amount of control. When you need a professional exterminator for pest control service, whether it be one time for a specific problem or monthly for a preventative program, we've got it down to a science.

Treatment

Kilter professionals will apply pest control materials where they will be most effective. Because different pests have appetites for different baits, Kilter uses a combination of gels, dust, granules, traps and liquids. Application can include dusting the attic, baiting cabinets, crack and crevice treatment and perimeter treatment.

.....
Considering the alternatives, can you really afford not to use the professionals at Kilter? Kilter has 22 years of Pest Control experience treating commercial properties. We use a comprehensive process to identify and eliminate pest problems.
.....

For Your Business

Your business is vulnerable to infestation from many different sources – pests can arrive in deliveries or enter with customers and employees. Pests consume food, destroy merchandise and can ruin a business' reputation. Consumers and tenants depend on business owners to provide a pest free environment. In every environment pest management can be hampered by a variety of factors related to building layouts and structures. For example, specialty areas throughout the facility can increase the number and variety of pests. Storerooms offer popular entry points for Cockroaches and insects like Ants and Silverfish. Break rooms and common areas can attract pests like Pantry Pests and Moths. Buildings with hard to access areas such as false ceilings and floors provide hiding places that give infiltration's a chance to grow unnoticed.

Follow Up

We send out a friendly technician who will treat the property for general pest control. Kilter prides itself on offering some of the least invasive treatment programs available. You set the frequency of your service. Monthly, Bi-Monthly, Quarterly or Yearly. When your Kilter pest control professional returns, he thoroughly checks to make sure none of those pest have invaded your business again.



Pest Infestations Common

They can be difficult to control in large or small buildings if not given professional attention. Ineffective pest control can have a high price tag.



Damaged Reputation

Ninety-six percent of consumers won't complain to you, but will tell an average of ten people about a pest sighting.



Spread of Disease

Pests are known vectors of dangerous pathogens including E. coli and Salmonella.



Destroyed Merchandise

The worldwide destruction caused by rodents alone exceeds \$200 billion each year according to the USDA. Stored product pest are also a significant problem.



Lawsuits and Fines

If you lease your space to retailers or food vendors, you may face potential lawsuits and fines due to infestation, damage or pest related illnesses.

2 Year warranty:

The Kilter 2 year warranty on our Rodex system is all inclusive. That means that it covers your entire home regardless of where your infestation was.



Service Agreement:

On your 2 year anniversary you will be given the option to maintain the same great protection on your home as you had the first 2 years. For a small annual fee we will keep guard over your home against Rodents. It's like having Rodent Insurance.



Rodex Warranty Information

Kilter's pest control system brings

balance, clean air and safety back to your home



Customer Service:

Whether you need general pest, Rodent or insulation service or you had a bad dream about Rodents our customer service team is there to help you. Simply call and a professional Kilter representative will help you with a smile.



Wood Replacement



We have our own staff of wood replacement professionals to complete any wood replacement necessary for your home. **Request Free Estimate for Replacement of Termite Infested Wood.**

Termite Damage Replacement Information

Termites infest close to a million Southern California homes annually and your homeowner's insurance policy does not cover the cost of termite damage. No matter where or how your home is built, it is susceptible to termites. You can't always see termites because they feed undetected. Termite workers attack the wood in your home from the inside out and infestations can go undiscovered until the wood is almost completely destroyed. Using a state licensed General Contractor for the complexities of wood replacement is recommended as Kilter Termite and Pest Control will be able to pull any permits required to complete your project by code.

Replacing or Repairing Termite Damaged Wood

Replacing or repairing wood damaged by termites and rot is never a clean or fun job, but Kilter Termite and Pest Control can help. Termites eat and destroy drywood from the inside out, so if you can see termite damage you can bet that severe damage has been done internally to the infested wood. Many times it is crucial that damaged wood be replaced to preserve the integrity of the house or structure. Replacement of termite infested wood is Kilter's Specialty. We have two full time wood replacement crews that do all of the replacement and repairs in house, something that a lot of our competitors cannot say/offer.

How do they damage your home?

Small cracks and openings in the exterior of your home are an invitation to termites. Termites only need a crack 1/64" in the exterior of your home to get in and establish a colony. Termites work twenty four hours per day. Like a colony of ants, "worker" termites bring food to the colony through tunnels. These tunnels are cut through the very structure of your home, work continues around the clock. The only preventative measure against replacement of termite infested wood is to install a long lasting product into or on the timbers.



Please select from the following recommendations

KiIGUARD®

Down Payment of \$ _____

THEN

Remainder Payment \$ _____

KiFOAM

Down Payment of \$ _____

THEN

Remainder Payment \$ _____

Wood Replacement

Down Payment of \$ _____

THEN

Remainder Payment \$ _____

Rodex Rodent System

Down Payment of \$ _____

THEN

Remainder Payment \$ _____

T.A.P Insulation Install

Down Payment of \$ _____

THEN

Remainder Payment \$ _____

Pest Control Plan Pricing

Initial Payment \$ _____

Then

\$ _____ every _____ Months

Pay the way that works for you

Check at completion of service

Credit card over the phone

"MyAccount" at www.KilterTermiteandPestControl.com

Payment methods accepted

- Visa*
- MasterCard*
- Discover*
- Check
- Cash



Our Mission has always been to assist our customers in choosing the best treatment for their specific needs and the needs of their homes at the best value possible. We accomplish this by never forgetting that the customer is our ultimate boss and committing ourselves to exceeding our customer's expectations.

Kilter Insulation Service helps to control more than heating and cooling bills.

You can save up to 30% on your heating and cooling bills.

Kilter Insulation Service helps control 10 types of pests on contact:

- Cockroaches
- Silverfish
- Ants
- Earwigs
- Crickets
- Sow Bugs
- Darkling Beetles
- Millipedes
- Centipedes
- Booklice



Benefits of insulation:

- *Prevents outdoor temperature from seeping into the home*
- *Lowers energy costs*
- *Allows better, more efficient air conditioning*
- *Less noise disrupting home comfort*
- *Protects attic from overheating*